

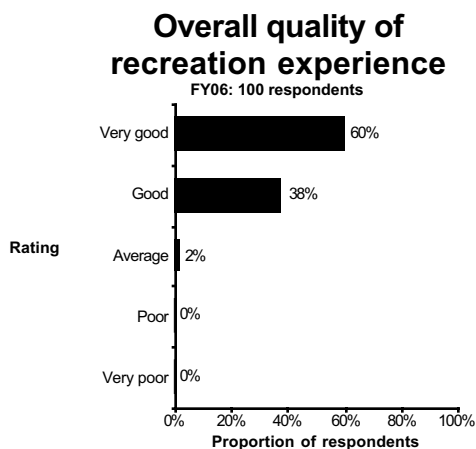
# McInnis Canyons NCA Visitor Survey

## Introduction

In order for the Bureau of Land Management (BLM) to comply with the Government Performance and Results Act (GPRA), and better meet the needs of the public; a visitor satisfaction survey was conducted at 17 BLM recreation sites in 11 states during fiscal year 2006 (FY06). The survey was developed to measure each site's performance related to BLM GPRA Goal 3.1 - *Provide for a quality recreation experience, including access, and enjoyment of natural and cultural resources on DOI managed and partnered lands and waters;* and Goal 3.2 - *Provide for and receive fair value in recreation.* The information collected during the survey will also help the BLM better serve the public. The survey collected visitor satisfaction data regarding visitor information (i.e., use of maps, signs, brochures), developed facilities, managing recreation use, resource management, BLM staff and customer service, and educational and interpretive materials.

The results of the visitor satisfaction survey conducted at McInnis Canyons NCA are summarized in this data report. A description of the research methods and limitations can be found on the next page. Below (left) is a graph summarizing visitor opinions of the "overall quality of recreation experience." The satisfaction measure next to this graph is a combined percentage of "good" and "very good" responses. This is the primary performance measure for GPRA Goal 3.1 and should be used for reporting performance for this goal (NOTE: the satisfaction measure may not equal the sum of "very good" and "good" percentages due to rounding).

The response rate for this site survey was 64%. The graph and satisfaction measure summarizing visitor opinions of the "value for fee paid", which is the primary performance measure for GPRA Goal 3.2, can be found on page 9.



FY06 Satisfaction measure: 98%  
Average evaluation score: 4.6

**FY06 GPRA  
Satisfaction Measure**  
Percentage of site visitors satisfied  
overall with appropriate facilities,  
services, and recreational opportunities:

**98%**



# McInnis Canyons NCA

## Research Methods

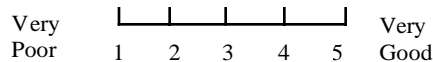


### Understanding the Results

Inside this report are graphs that illustrate the survey results. The report contains 8 categories of data regarding BLM amenities, staff, and services plus selected demographics. Within these categories are graphs for each indicator evaluated by site visitors. For example, the Visitor Information category includes indicators such as “providing useful maps and brochures,” “adequate signs on site for direction,” and so forth. In each category there is a graph entitled “Everything Considered” this graph is the basis for determining visitor satisfaction for each category and GPRA reporting numbers.

Each graph includes the following information:

- The number of visitor responses for the indicator;
- The percentage of responses which were "very good," "good," "average," "poor," and "very poor;"
- A "satisfaction measure" that combines the percentage of total responses which were "very good" or "good;"; and
- An average evaluation score (mean score) based on the following values: very poor= 1, poor= 2, average= 3, good= 4, very good= 5.



- The higher the average evaluation score, the more positive the visitor response
- Graph percentages may not equal 100% due to rounding

### Research Methods

Surveys were distributed to a random sample of visitors at this site during a selected period in FY06. The survey response rate is described on the first page of this report, meaning that 64% of those randomly sampled responded to the survey. The data reflect visitor opinions about this site's facilities, management, services, educational opportunities, and fees during the survey period. Visitor activities and selected demographics were also captured. A representative sample of the general visitor population were surveyed at selected locations. The results do not necessarily apply to visitors during other times of the year, or visitors who did not visit the survey locations on site.

Returned surveys were electronically scanned and the data analyzed. Frequency distributions were calculated for each indicator and category.

All percentage calculations were rounded to the nearest percent.

The survey response rate is described on the first page of this report. The sample size (n) varies from figure to figure, depending on the number of responses.

Caution is advised when interpreting any data with a sample size of less than 30. In such cases, the word “CAUTION!” is included in the graph. This report excludes any indicator with less than 10 responses.

For most indicators, the survey data are expected to be accurate with in  $\pm 6\%$  with 95% confidence. This means that if different samples had been drawn, the results would have been similar ( $\pm 6\%$ ) 95 out of 100 times.

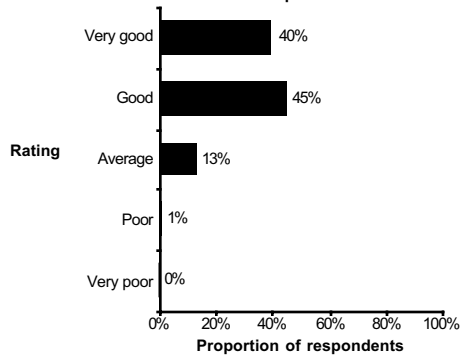
For more information about this survey, contact Jennifer Hoger Russell, BLM Survey Project Coordinator at the University of Idaho Park Studies Unit (208) 885-4806



# McInnis Canyons NCA Visitor Information

## Providing useful maps and brochures

FY06: 104 respondents

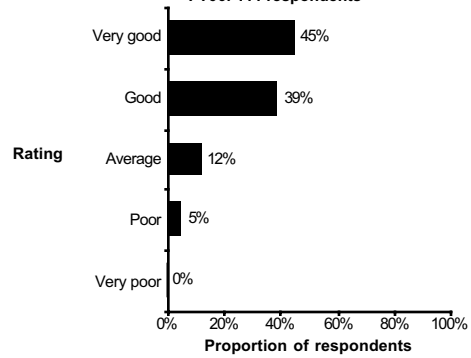


FY06

Satisfaction measure: 86%  
Average evaluation score: 4.3

## Providing adequate signs on site for direction and orientation

FY06: 111 respondents

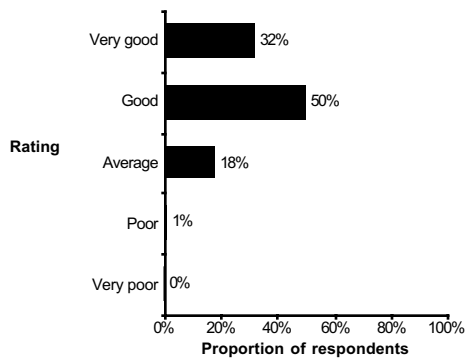


FY06:

Satisfaction measure: 84%  
Average evaluation score: 4.2

## Ensuring public awareness of rules and regulations

FY06: 107 respondents

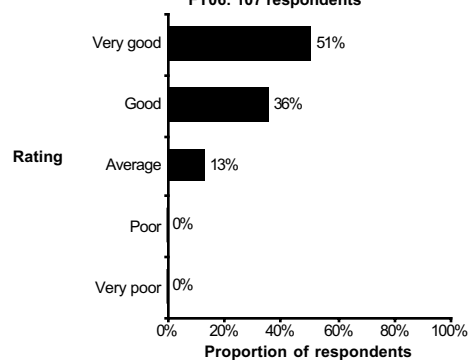


FY06

Satisfaction measure: 81%  
Average evaluation score: 4.1

## Everything considered: quality of BLM visitor information

FY06: 107 respondents



FY06:

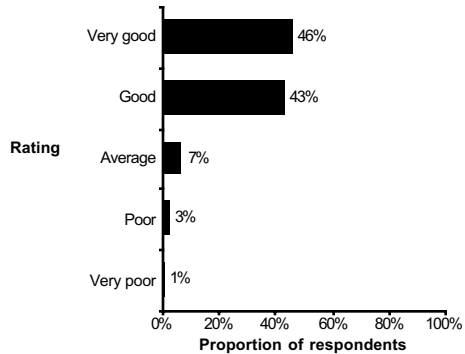
Satisfaction measure: 87%  
Average evaluation score: 4.4

# McInnis Canyons NCA Developed Facilities



## Maintaining roads for motorized vehicles

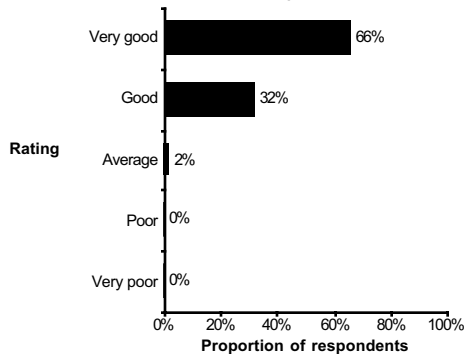
FY06: 98 respondents



FY06 Satisfaction measure: 89%  
Average evaluation score: 4.3

## Maintaining a clean site

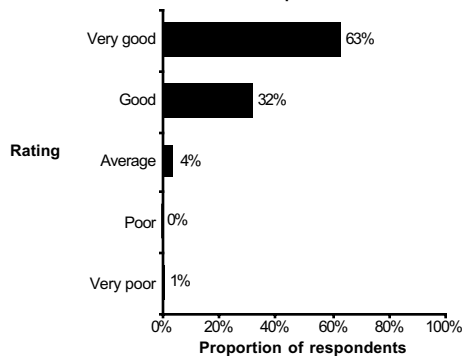
FY06: 110 respondents



FY06: Satisfaction measure: 98%  
Average evaluation score: 4.6

## Maintaining trails for non-motorized use

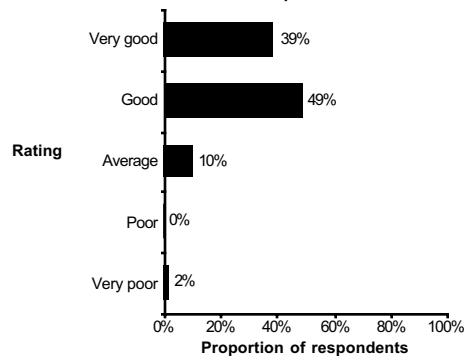
FY06: 112 respondents



FY06 Satisfaction measure: 95%  
Average evaluation score: 4.6

## Maintaining cleanliness of restrooms and other physical facilities

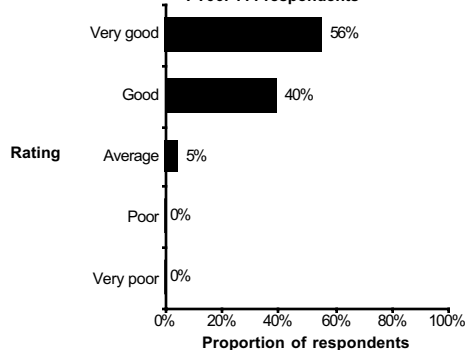
FY06: 98 respondents



FY06: Satisfaction measure: 88%  
Average evaluation score: 4.2

## Everything considered: overall condition of developed facilities

FY06: 111 respondents



FY06: Satisfaction measure: 95%  
Average evaluation score: 4.5

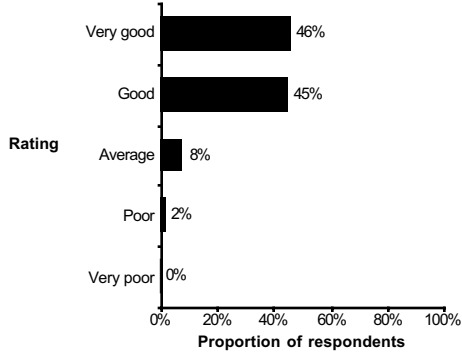


# McInnis Canyons NCA

## Managing Visitor and Recreation Use

### Managing the appropriate use of vehicles

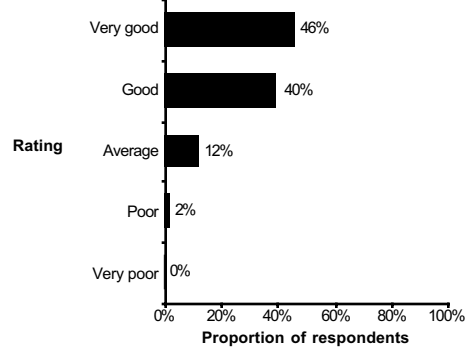
FY06: 92 respondents



FY06 Satisfaction measure: 90%  
Average evaluation score: 4.3

### Managing the number of people

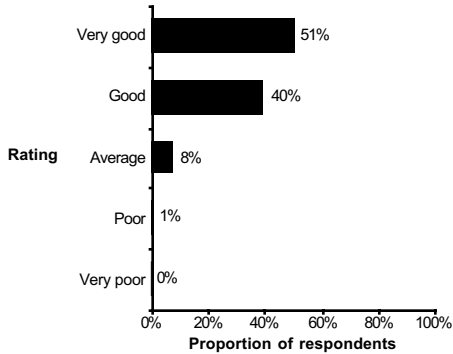
FY06: 100 respondents



FY06: Satisfaction measure: 86%  
Average evaluation score: 4.3

### Keeping noise at appropriate levels

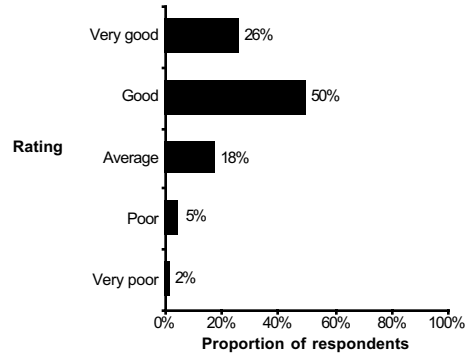
FY06: 90 respondents



FY06 Satisfaction measure: 91%  
Average evaluation score: 4.4

### Providing sufficient law enforcement presence to prevent crime

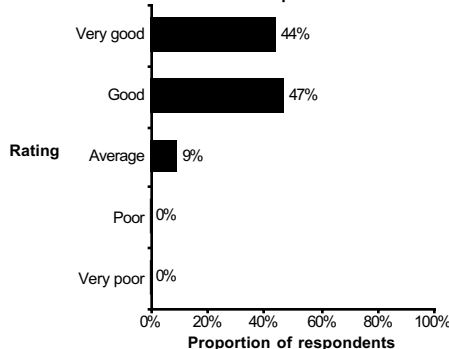
FY06: 62 respondents



FY06: Satisfaction measure: 76%  
Average evaluation score: 3.9

## Everything considered: visitor and recreation management

FY06: 108 respondents

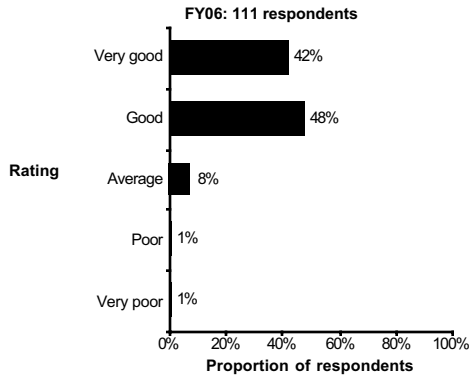


FY06: Satisfaction measure: 91%  
Average evaluation score: 4.3

# McInnis Canyons NCA Resource Management

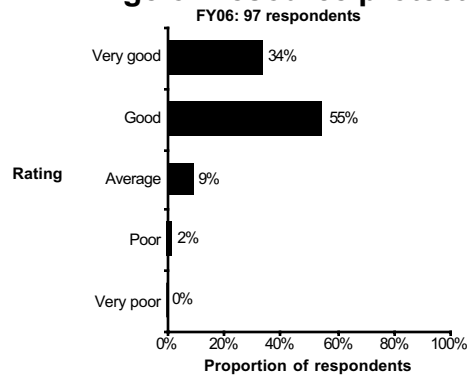


## Adequately protecting the natural resources



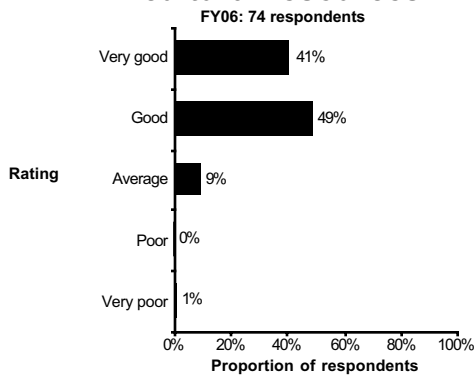
FY06 Satisfaction measure: 90%  
Average evaluation score: 4.3

## Ensuring that visitor activities do not infringe on resource protection



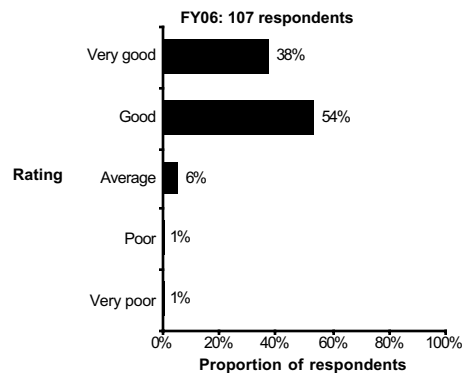
FY06: Satisfaction measure: 89%  
Average evaluation score: 4.2

## Adequately protecting the cultural resources



FY06 Satisfaction measure: 89%  
Average evaluation score: 4.3

## Everything considered: BLM protection of natural and cultural resources



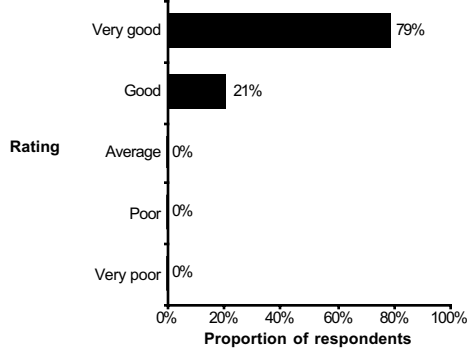
FY06: Satisfaction measure: 93%  
Average evaluation score: 4.3



# McInnis Canyons NCA BLM Staff and Service

## Staff treated me courteously

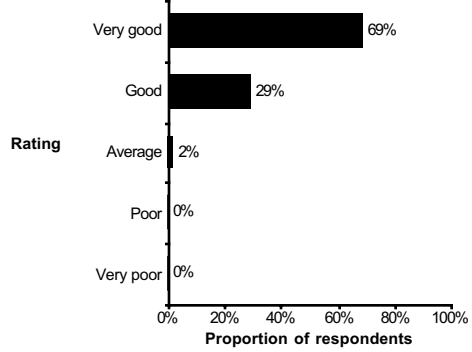
FY06: 71 respondents



FY06 Satisfaction measure: 100%  
Average evaluation score: 4.8

## Staff demonstrated knowledge about the natural and cultural resources in the area

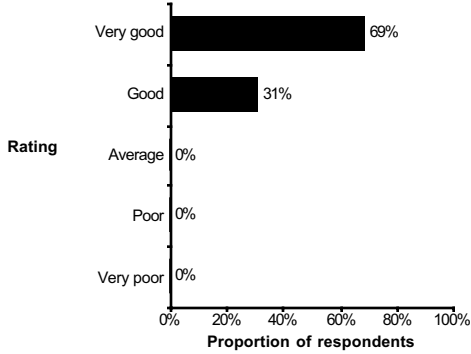
FY06: 48 respondents



FY06: Satisfaction measure: 98%  
Average evaluation score: 4.7

## Staff demonstrated knowledge about recreational opportunities in the area

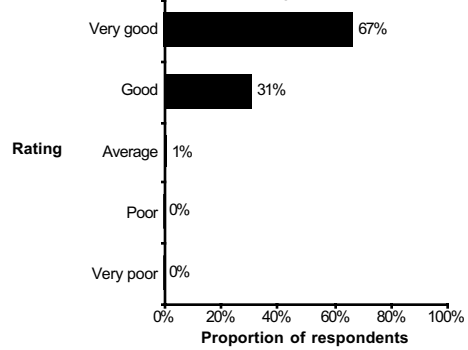
FY06: 52 respondents



FY06 Satisfaction measure: 100%  
Average evaluation score: 4.7

## Everything considered: performance of BLM staff

FY06: 70 respondents



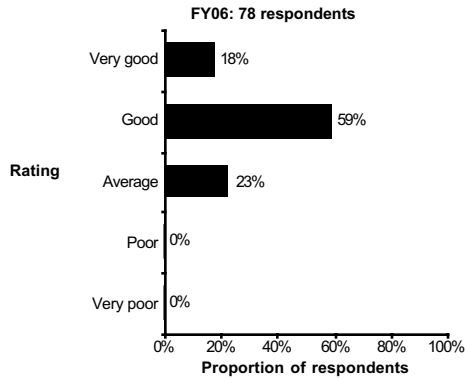
FY06: Satisfaction measure: 99%  
Average evaluation score: 4.7

# McInnis Canyons NCA

## Providing Educational and Interpretive Material

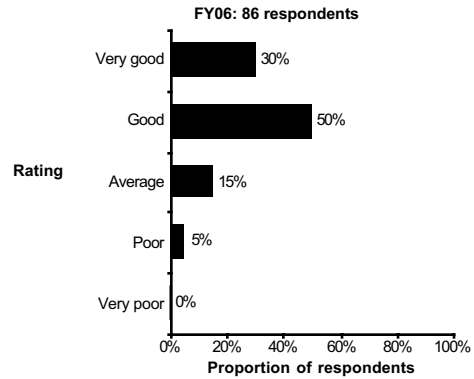


### Providing *quality* educational and interpretive material about the resources at this site



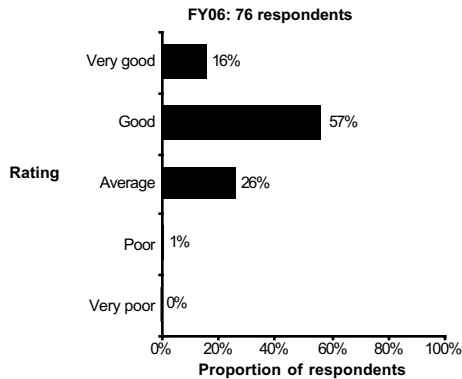
FY06 Satisfaction measure: 77%  
Average evaluation score: 3.9

### Providing stewardship information on how to protect the cultural and natural resources



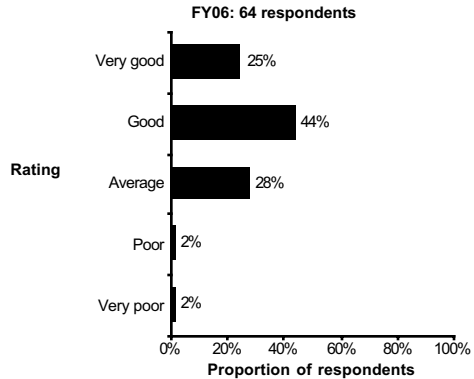
FY06: Satisfaction measure: 80%  
Average evaluation score: 4.1

### Providing a sufficient *quantity* of educational and interpretive materials about the resources at this site



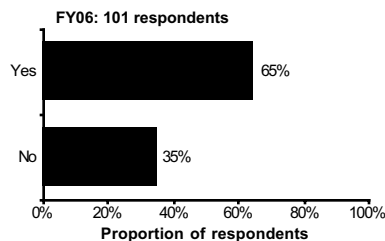
FY06 Satisfaction measure: 72%  
Average evaluation score: 3.9

### Providing information about resource preservation and management in this area

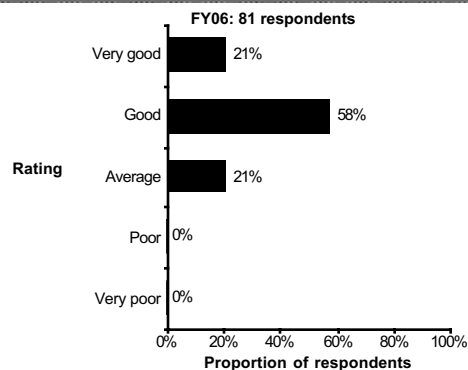


FY06: Satisfaction measure: 69%  
Average evaluation score: 3.9

### Should the BLM provide more educational and interpretive material about this area's resources?



### Everything considered: interpretive and educational program



FY06: Satisfaction measure: 79%  
Average evaluation score: 4

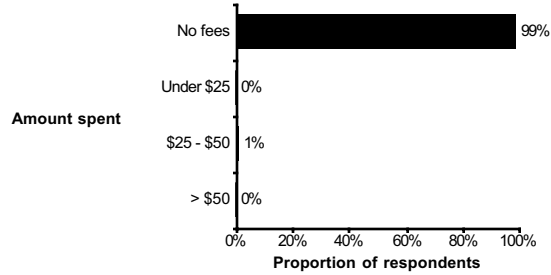




# McInnis Canyons NCA Fees

## Total fees paid

FY06: 114 respondents



## How appropriate was the fee charged for this site/area?

FY06: 4 respondents

Rating

EXCLUDED

## The value of the recreation opportunity was at least equal to the fee asked to pay.

FY06: 3 respondents

Rating

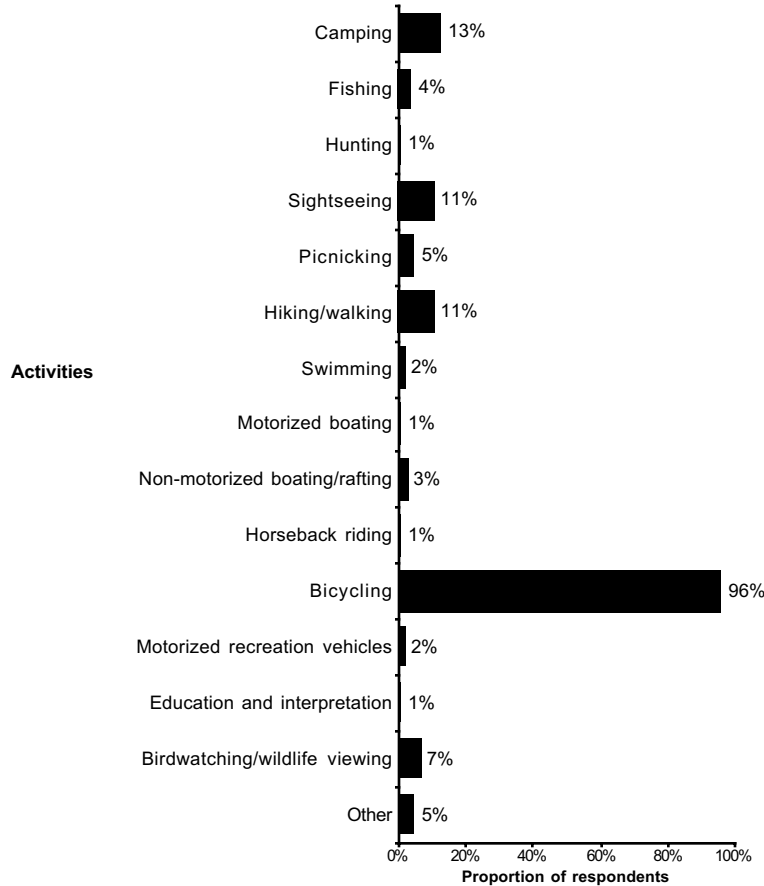
EXCLUDED

# McInnis Canyons NCA Primary Activities at this Site/Area



## Primary activities

FY06: 110 respondents\*\*



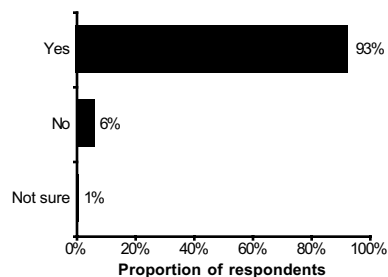
\*\* Percentages do not equal 100 because visitors could choose more than one activity.

## National Landscape Conservation System Site Specific Goal

"This area was designated as a National Conservation Area to conserve and protect these lands for your enjoyment and that of future generations. Based on your experience in this area, do you think the BLM is achieving this goal?"

### Is the BLM achieving the site specific goal?

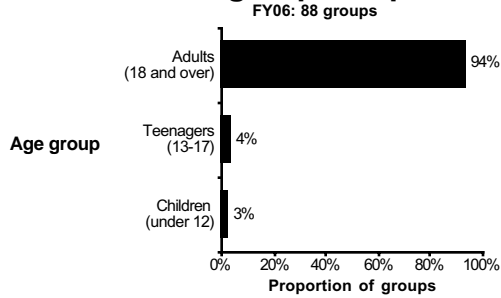
FY06: 105 respondents



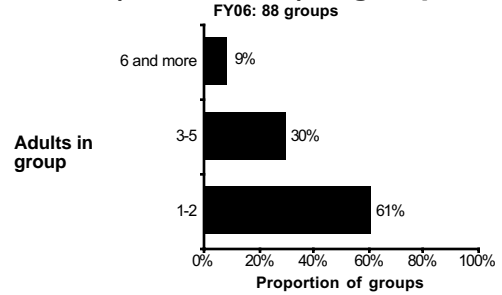


# McInnis Canyons NCA Demographics

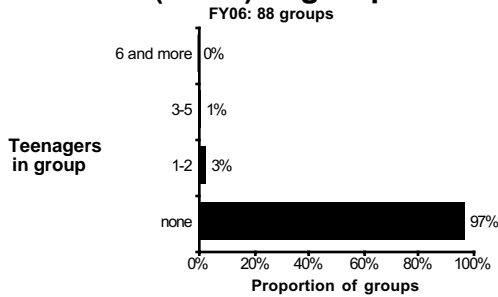
## Visitor group composition



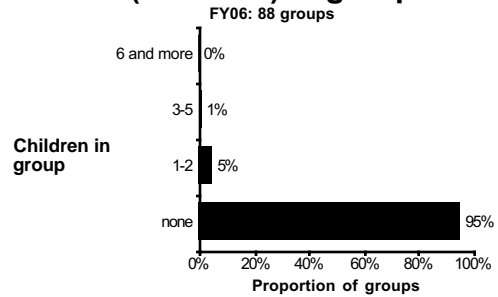
## Number of adults (18 and over) in group



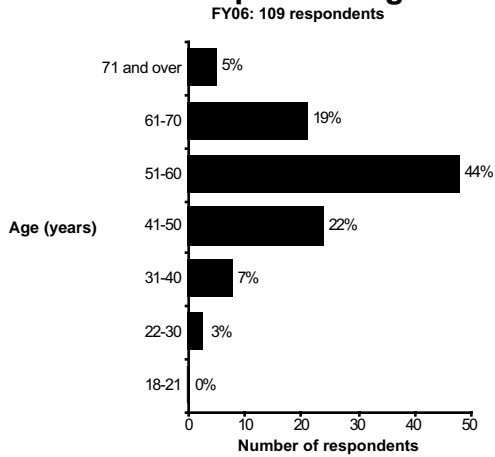
## Number of teenagers (13-17) in group



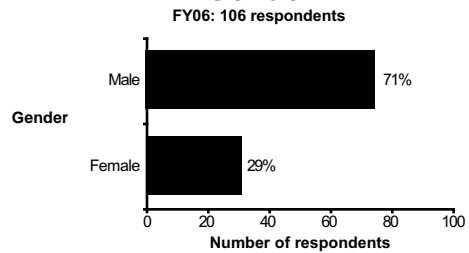
## Number of children (under 12) in group



## Respondent age



## Gender





**University of Idaho**  
**Park Studies Unit**